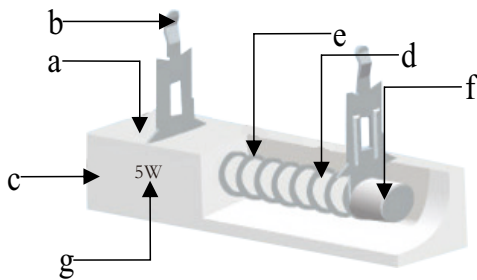




● Features

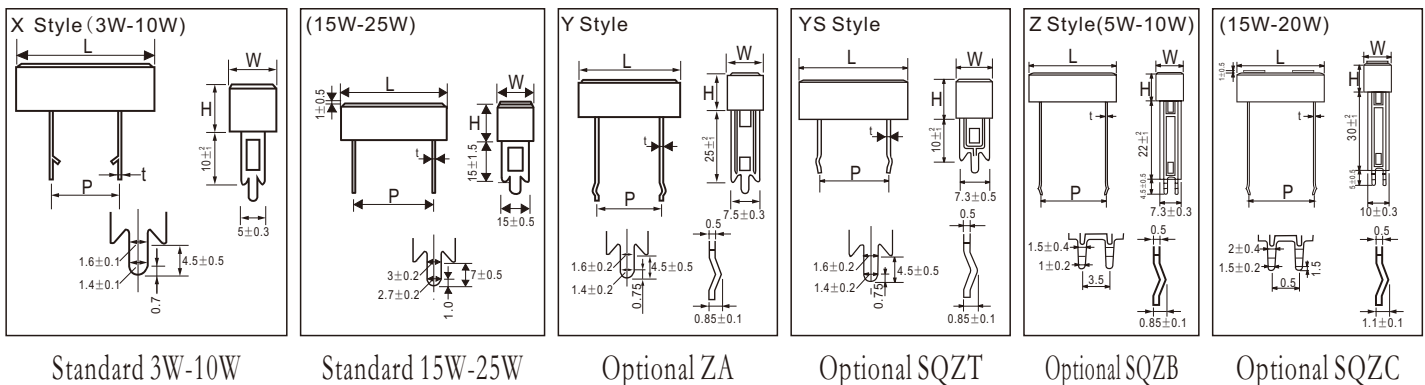
- I Compact type with safety design of non-flammability and insulation
- II Stable long life
- III Products meet Eu-RoHS

● Construction



a	SiO ₂ material
b	Iron plate
c	Ceramic shell
d	Glass core or ceramic core
e	Wire-wound or metal oxide film
f	Tinned iron cap
g	Marking

● Dimensions



Type	Power	Dimensions(mm)				
		L±1.5	W±1	H±1	P±1	t±0.1
SQZ	3W	24.0	9.0	9.0	12.5	0.4
	5W	27.0	9.5	9.5	15.5	0.4
	7W	35.0	9.5	9.5	22.5	0.4
	10W	48.0	9.5	9.5	32.5	0.4
	15W	48.0	12.5	12.5	35.5	0.4
	20W	63.0	12.5	12.5	50.0	0.4
	25W	63.0	12.5	12.5	50.0	0.4

We can make the terminal with many different shapes , more details please email to our engineer, kwx@kwxcom.com.

Ordering Information

Example:

SQZ	03	J	R100	A
(1)	(2)	(3)	(4)	(5)
Series Name	Power Rating	Resistance Tolerance	Resistance	Special code

(1) Type: SQZ SERIES

(2) Power Rating: 3=3W、5=5W、7=7W、10=10W

(3) Tolerance: F=±1%、G=±2%、J=±5%

(4) Resistance Value: R100=0.1R、1R00=1Ω、10R0=10Ω、100R0=100Ω

(5) Special code: W: wirewound type ceramic core; M: Metal oxide film type; C: wirewound type glass core;
D: non-inductive type

To meet your request:

We also provide products for below functions

I Mini size design

II Non-inductive products

III Anti-pulse high voltage products

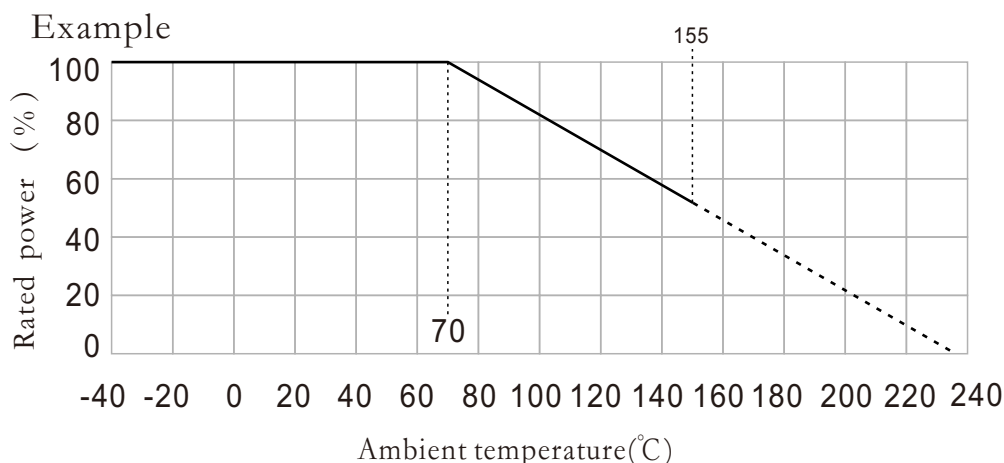
IV Design resistor for High stability and reliable military supplies and industrial products .

More details please contact with our engineer. kwx@kwxcom.com

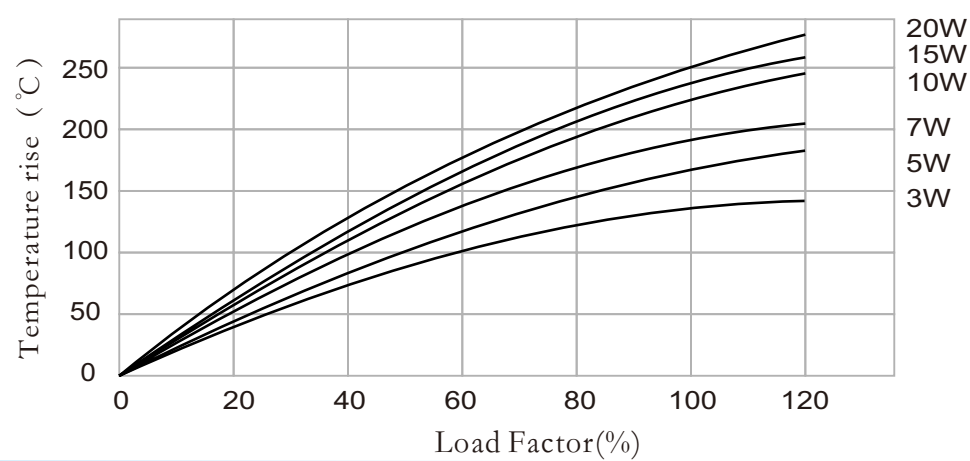
Applications And Ratings

Rated Power(W)	Resistance Range(Ω)		Max Working Voltage	Max Overload Voltage	Dielectric Withstanding Voltage	T.C.R
	Metal oxide film type	Wire wound type				
3	100~39K	0.01~3K	350V	1000V	1000V	Metal oxide film MQZ ±350PPM/°C Wirewound SQZ GQZ ±100PPM/°C
5	100~50K	0.01~10K	350V	1000V		
7	100~100K	0.05~20K	500V	1500V		
10	100~100K	0.1~20K	750V	1500V		
15	100~100K	0.1~20K	1000V	1500V		
20	100~100K	0.1~20K	1000V	1500V		
25	100~100K	0.1~20K	1000V	1500V		

Derating Curve



● Surface Temperature Rise



● Performance

Test Items	Performance Requirements	Test Methods(JIS C 5201-1)
Resistance	Within specified tolerance	Measuring points are 10mm from the end cap
T.C.R.	Within specified T.C.R	Room temperature+100°C
Short time overload	$\pm (1\%R+0.05\Omega)$	10 times the rated power for 5 seconds
Load life	$\pm (5\%R+0.1\Omega)$	Rated voltage at 70°C for 1,000 hours 1.5hr ON/0.5hr OFF Cycles
Load life in humidity	$\pm (5\%R+0.1\Omega)$	Rated voltage at 40°C ,95%RH for 1,000 hours
Temperature cycle	$\pm (1\%R+0.05\Omega)$	5 cycles for -25°C (30min);room temp. (30min) ~+85°C (30min)room temp. (30min)
Resistance to soldering heat	$\pm (1\%R+0.05\Omega)$	260°C \pm 5°C for 10 seconds 350°C \pm 10°C for 3.5 seconds
Insulation resistance	> 100M Ω	500V insulation test 1min.